
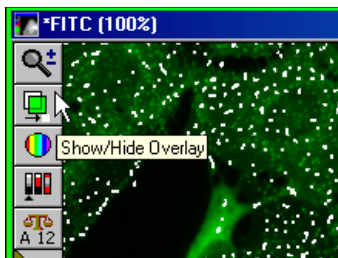
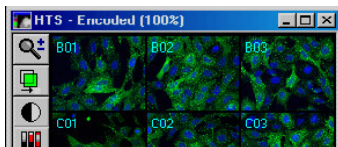
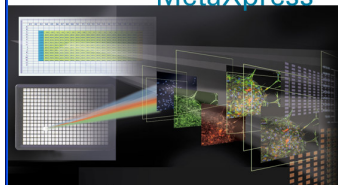
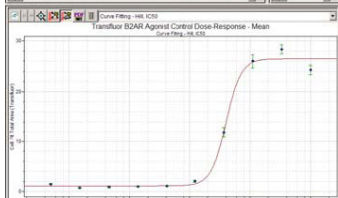




MetaXpress™



Well	1	2	3	4	5	6	7	8	9	10	11	12
1	100	100	100	100	100	100	100	100	100	100	100	100
2	100	100	100	100	100	100	100	100	100	100	100	100
3	100	100	100	100	100	100	100	100	100	100	100	100
4	100	100	100	100	100	100	100	100	100	100	100	100
5	100	100	100	100	100	100	100	100	100	100	100	100
6	100	100	100	100	100	100	100	100	100	100	100	100
7	100	100	100	100	100	100	100	100	100	100	100	100
8	100	100	100	100	100	100	100	100	100	100	100	100
9	100	100	100	100	100	100	100	100	100	100	100	100
10	100	100	100	100	100	100	100	100	100	100	100	100
11	100	100	100	100	100	100	100	100	100	100	100	100
12	100	100	100	100	100	100	100	100	100	100	100	100



Seminar

Automated High Content Imaging

Presented by

MDS Analytical Technologies Pty Ltd

10.30am to 1.30pm

Wednesday 10th October 2007

Gene Technology Access Centre
(University High School)
1H Royal Parade
Parkville Victoria 3052
Next to WEHI

A presentation and practical demonstration of

MDS Analytical Technologies'
High content screening hardware and software

ImageXpress Micro, MetaXpress and AcuityXpress

Automated Image collection
Automated Image analysis
Data Mining and Data Visualisation

http://www.moleculardevices.com/pages/instruments/imaging_main.html

Light refreshments provided

For further details please contact,
Scott Merrington,
Ph 0420 308 673

scott.merrington@moldev.com